

# Arkansas Community and Economic Development Alliance

EDA Overview  
July 2024



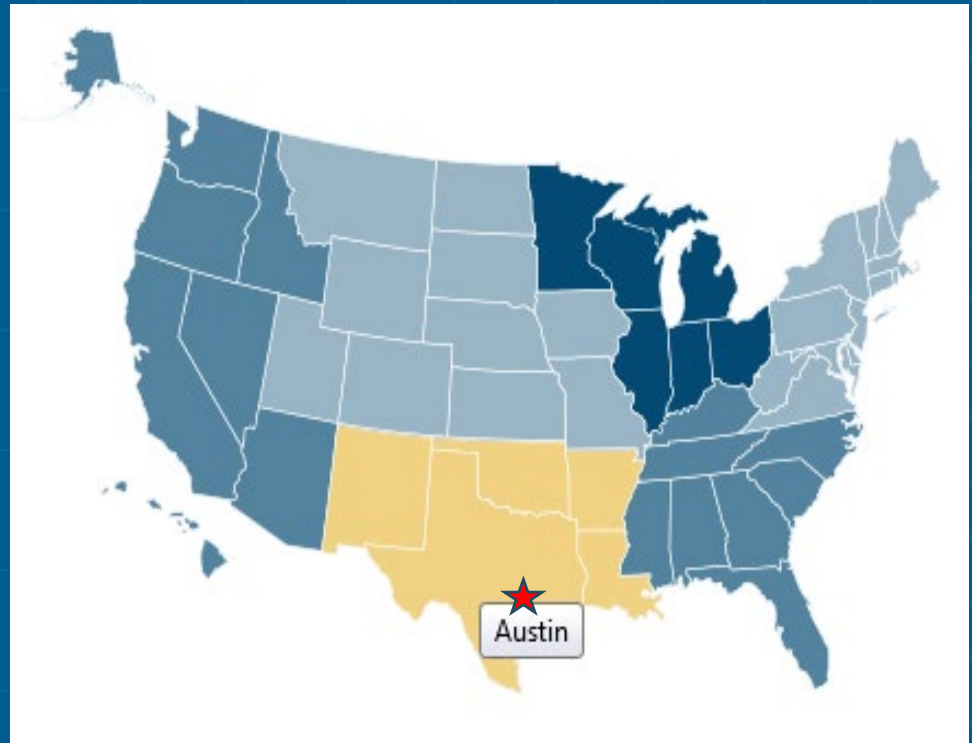
# E★D★A

U.S. ECONOMIC DEVELOPMENT ADMINISTRATION

*Getting America Back to Work!*

To lead the federal economic development agenda by promoting innovation and competitiveness, preparing American regions for growth and success in the worldwide economy.

Economic impact is measured through job creation/retention and private investment.



# MISSION

# E★D★A

U.S. ECONOMIC DEVELOPMENT ADMINISTRATION

*Getting America Back to Work!*

## U.S. Department of Commerce

- U.S. Census Bureau
- Economic Development Administration (EDA)
- National Oceanic and Atmospheric Administration
- U.S. Patent and Trademark Office
- Office of the Secretary



- Bureau of Economic Analysis
- Bureau of Industry and Security
- Office of the Undersecretary for Economic Affairs
- International Trade Administration
- Minority Business Development Agency
- National Institutes of Standards and Technology
- National Technical Information Service
- National Telecommunications and Information Administration

***Gina Raimondo***  
***Secretary of Commerce***



***Alejandra Castillo***  
***Assistant Secretary of Commerce***  
***Economic Development Administration***

# EDA Regions



U.S. Department of Commerce  
Economic Development Administration

## EDA Regions



**Seattle:**  
American Samoa  
Guam  
Federated States of  
Micronesia  
Palau  
Marshall Islands  
Commonwealth of  
the Northern  
Mariana Islands

**Philadelphia:**  
Puerto Rico and US  
Virgin Islands



EDA Regional Offices/University Centers

Atlanta Austin Chicago Denver Philadelphia Seattle

# What Does An EDR Do?

- 20/80
- Project Development
- Technical Assistance
- Advocate for Arkansas Investments
- Meet with Potential Applicants
- Participate in ED discussions, meetings, presentations, panels, etc.
- Be a liaison for Districts/Applicants/Grantees to AURO and EDA HQ



# ARKANSAS FY 2023 Investments

## AUSTIN

### Status of Funds Report

Project Name	File Number	State	Obligated
Pulaski County	08-01-05710	AR	\$ 3,000,000
Shorter College	08-01-05714	AR	\$ 1,275,000
Marble Falls	08-01-05721	AR	\$ 1,000,000
Arkansas Construction Foundation	08-01-05720	AR	\$ 1,158,000
W Central AR PDD	ED23AUS3020002	AR	\$ 210,000
White River PDD	ED23AUS3020003	AR	\$ 210,000
Western Arkansas PDD	ED23AUS3020004	AR	\$ 210,000
SE AR EDD	ED23AUS3020005	AR	\$ 210,000
SW Arkansas EDD	ED23AUS3020006	AR	\$ 210,000
Central AR PDD	ED23AUS3020007	AR	\$ 210,000
NW AR EDD	ED23AUS3020008	AR	\$ 210,000
East Arkansas PDD	ED23AUS3020020	AR	\$ 210,000
NW AR EDD	ED23AUS3020001	AR	\$ 234,800
University of Arkansas System Div of Agriculture	ED23AUS0G0106	AR	\$ 130,000
University of Arkansas, Fort Smith	ED23AUS0G0095	AR	\$ 130,000
Lawrence County	08 79 05303.01	AR	\$ 300,000
Western Arkansas Intermodal Authority	08 79 05356.01	AR	\$ 125,000

Arkansas Total  
\$ 9,032,800

# Planning and Economic Development Districts



# E★D★A

U.S. ECONOMIC DEVELOPMENT ADMINISTRATION

*Getting America Back to Work!*

# EDA Funding Assistance Programs



## Construction

- Public Works
- Economic Adjustment Assistance
  - Stimulus (CARES)
  - Coal Impacted Communities



## Non-Construction

- Short Term Planning
  - Partnership Planning
- Local Technical Assistance
  - University Centers
- Economic Adj. Assistance



## National Competitions

- Build to Scale (B2S)
- Tech Hubs
- Recompete

**Public Works** Revitalize, expand and upgrade infrastructure to attract new industry, encourage business expansion and diversify local economies.

Technology-based  
facilities

Multi-tenant  
manufacturing  
facilities

Business and  
industrial parks

Telecommunication  
and development  
facilities

Water and  
sewer system  
improvements

Business incubator  
facilities

Port and harbor  
expansions

Skill-training  
facilities

Brownfield  
redevelopment

Prohibited activities include but are not limited to: parking, pools, zoos, golf courses, community buildings, fire departments or police stations, vehicles, tuition costs, daycares

**Economic Adjustment Assistance** For areas that have experienced or are under threat of serious structural damage to the underlying economic base. (Construction & Non-Construction Projects)

- Infrastructure (such as those in PW)
- Incubators/Accelerators
- Economic Recovery Strategies
- Revolving Loan Fund Programs
- Assistance to Coal Communities (ACC)
- Engineering & Design
- Disaster (natural disaster supplemental, ARPA, CARES)



# EDA Investment Priorities

Projects are evaluated based on how well it supports one or more of the following:

- ❖ Equity
- ❖ Recovery & Resilience
- ❖ Workforce Development
- ❖ Manufacturing
- ❖ Technology-Based Economic Development
- ❖ Environmentally-Sustainable Development
- ❖ Exports & Foreign Direct Investment

- Reflects the priorities of the current administration
- Serves as an initial evaluation requirement
- Don't Overthink It
- Connect the project well to 1, not subpar to many

# Public Works & Economic Adjustment Assistance Programs

## Key Things to Know

1

---

Project area must  
meet a distress  
threshold

2

---

Grant rate  
determined by  
level of stress

3

---

Must align with  
regional CEDS

4

---

Improvements  
must be publicly  
owned and  
operated

5

---

Must result in job  
creation/retention  
and/or private  
investment

# Who Is Eligible?

- ✓ State and Local Governments
- ✓ Special Purpose Units of State or Local Governments (e.g. Port or Transportation Authority, Water District)
- ✓ Economic Development Districts
- ✓ Native American Tribal Governments
- ✓ Eligible Nonprofit Organizations - Eligible 501c3 or 501c6 *(must provide incorporation/bylaws, certificate of good standing and a letter from local government in support of the project)*
- ✓ Institutions of Higher Education

# Eligibility of Project Area

Unemployment **OR** Per Capita Income **OR** Special Need

## Thresholds

Unemployment – at least 1% and greater than national average

Per Capita (Money) Income - 80% or less than national average

## **StatsAmerica.org “Measuring Distress” for Unemployment and PCI Data**

- Determined by project location or impact area.
- Based on county data or multiple counties if regional impact.
- If multiple only one county must meet distress threshold.
- Census tract data **ONLY** if targeted impact!

## Eligibility - Unemployment or Per Capita Income


Statsamerica.org

Tools

Specialized  
Tools

Measuring  
Distress

5 out of 4 people  
have trouble  
with fractions.



pppst.com

## Types of Match

- Cash
- State Funds (CDBG, Governor's Emergency funds)
- DRA (?)
- Arkansas Natural Resources Loan
- Building/Land
- Financial Institution Line of Credit
- Forced Account
- NO matching with other federal funds (I before E except after C)

# Comprehensive Economic Development Strategy

- Background Summary: Answers the question: “What have we done?”
- Environmental, Geographic, Climatic, and Cultural Resources Profile
- Industry Sectors and Clusters
- Should be a vehicle for promoting integration between economic development and other regional plans
- Demographic and Socioeconomic Data of the Region
- Infrastructure Assets
- Factors Affecting Economic Performance in the Area
- Relationship of an Area’s Economy to that of the Larger Region
- Review of Long-Term Past and Future Trends
- Identify Opportunities

**Recommended Resources:** Data sources include the U.S. Department of Commerce’s Bureau of Economic Analysis (<http://bea.gov/>) and the U.S. Census Bureau (<http://www.census.gov/>). In particular, the Census Bureau’s Longitudinal Employer-Household Dynamics (LEHD) program provides information combining federal, state and Census Bureau data on employers and employees (<http://lehd.ces.census.gov/>). It includes statistics on employment, earnings, and job flows at detailed levels of geography and industry and for different demographic groups. Census’ OnTheMap tool (<http://onthemap.ces.census.gov/>) is a web-based mapping and reporting application that shows where workers are employed and where they live. It also provides companion reports on items such as age, earnings, industry distributions, and educational attainment. In addition, for communities with a focus on manufacturing, Census’ Investing in Manufacturing Communities Data Tool provides information on supply chains, workforce, research and innovation, and trade assets (<http://www.census.gov/fastfacts/imcp/>).

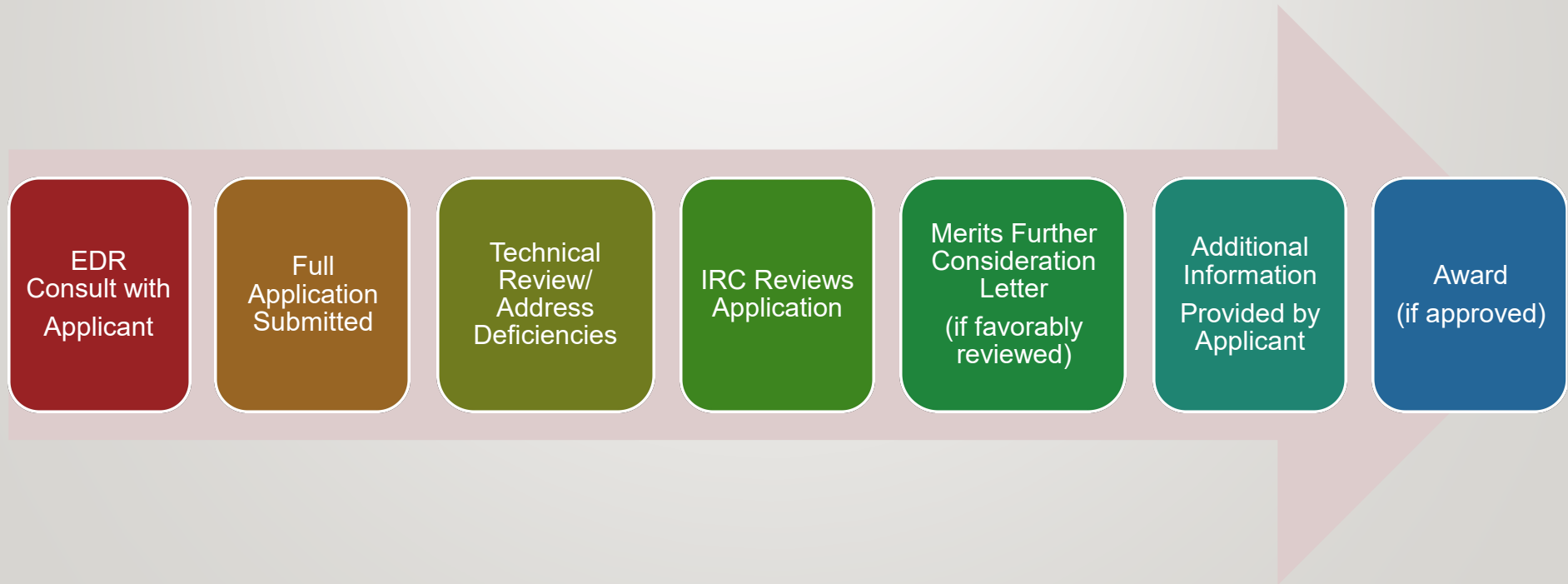
Other sources include the U.S. Department of Labor’s Bureau of Labor Statistics (<http://bls.gov/>), including the Occupational Outlook Handbook (<http://www.bls.gov/ooh/>); state, tribal, and local governments; and universities. EDA-funded University Centers may serve as valuable resources in providing and analyzing the necessary data as well. In addition, this section may benefit from leveraging EDA-funded data tools, such as the [U.S. Cluster Mapping Tool](http://www.clustermapping.us/) (<http://www.clustermapping.us/>) and [STATS America](http://statsamerica.org/) (<http://statsamerica.org/>). Most EDD regions do not align with standard, federally-defined regions, such as metropolitan statistical areas. Most EDD regions are pre-loaded into STATS America, which makes collecting and aggregating data for multiple counties unnecessary. Information should also draw from any relevant and recent studies available.

# PROJECT NARRATIVE

- Make it short and sweet
- Reference the project not the area
- Use bullets to make points
- The end should give the top 3-5 outcomes of the project
- Use personal examples (how the project came to be, special circumstances)
- Attachments (newspaper articles, video testimonies, quotes, etc.)


# EDA's Project Review & Application Processing

---



# UNIVERSITY CENTERS

**The University Center (UC) Program** – EDA's University Center Program is a competitively-based partnership between EDA and academic institutions that makes the varied and vast resources of universities available to the economic development practitioner community. It enables institutions of higher education to establish and operate programs focused on leveraging university assets to build regional capacity for economic development.





# QUESTIONS?

## Contact Information

April Campbell— Economic Development Representative

501-667-0496

[acampbell@eda.gov](mailto:acampbell@eda.gov)